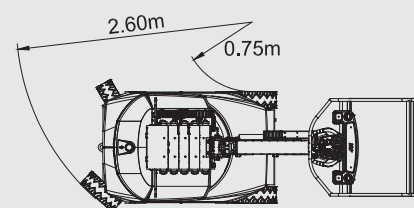
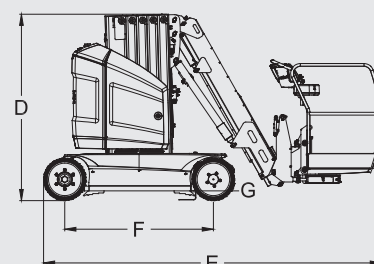
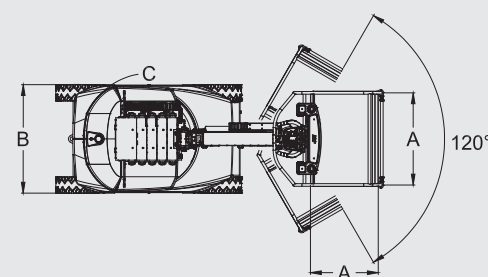
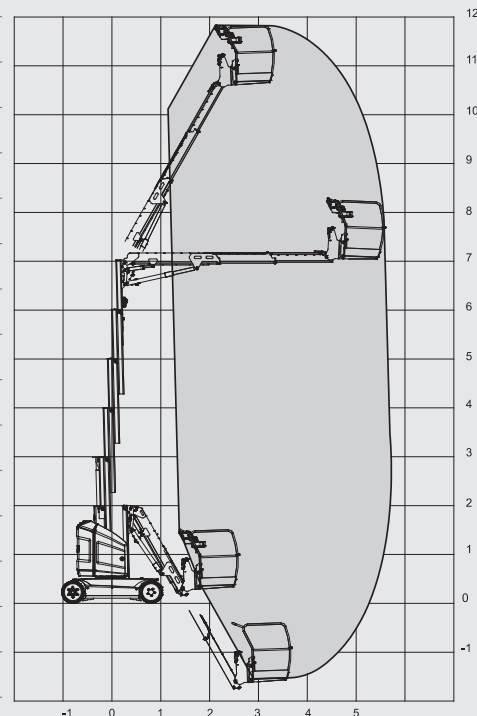


TOUCAN 12E PLUS

MAST BOOM LIFTS

Working height	12.65m
Platform height	10.65m
Working outreach (standard platform)	6.05m
Up and over height	7.12m
Swing (not continuous)	345°
Platform capacity ¹	200kg
Jib - overall length	4.14m
Jib - range of articulation	120° (+60° / -60°)
A. Platform size standard platform (L x W)	0.70m x 1.05m
B. Overall width	1.20m
C. Tailswing	13cm
D. Stowed height	1.99m
E. Overall length (standard platform)	3.65m
F. Wheelbase	1.60m
G. Ground clearance	10cm
Machine weight - standard platform ²	4,900 kg
Maximum ground bearing pressure	14,0 kg/cm ²
Drive speed - lowered	6.0 km/h
Drive speed - elevated	0.75 km/h
Turning radius (outside)	2.60m
Turning radius (inside)	0.75m
Gradeability	30%
Break over angle	25%
Steer angle	60°
Max. allowable tilt angle	3°
Tyres (non-marking solid)	457mm x 178mm
Electrical system	48V DC
Batteries (deep cycle)	48V - 260 A/hr
Charger	48V - 25A
Drive motors	Dual AC motors
Brakes	Disc
Electrical (pump) motor	3.5kw - 48V DC
Hydraulic system	15L
Peter Hird cycles	74



JLG Industries, Inc. is a leading designer and manufacturer of access equipment and complementary services and attachments.

JLG has manufacturing facilities in the United States, France, Romania, China and Belgium. Customers throughout Europe, Scandinavia, Africa and the Middle East benefit from a network of dedicated sales and service operations designed to deliver the highest levels of support.

JLG is an Oshkosh Corporation company.

www.jlgeurope.com

¹ Capacity shown is maximum two persons indoor and outdoor (12.5 m/s wind speed)
² Certain options or country standards may increase weight and/or dimensions.